

Double-coated adhesive tape

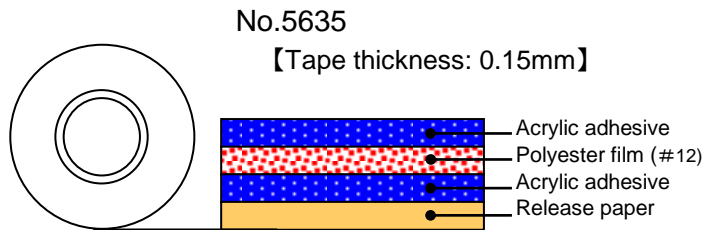
No.5635

Outline

Nitto Denko No. 5635 is 0.15 mm-thick thin layer polyester film based double-coated adhesive tape with acrylic adhesive.

The tape has a superior adhesion to curved surface and an excellent converting performance.

Structure



Features

- Superior adhesion to 3D curved surface as the thick adhesive.
- Excellent bonding performance to various substrates.
- Halogen-free* type. (*Chloride compounds are not used for this product.)
- The ten hazardous materials restricted by the RoHS directive are not compounded.

Applications

- Fixing of bonding of window panel for cellular phone.
- Fixing of various electronic component.

Standards Size

Tape thickness (mm)	Width (mm)	Length (m)
0.15	500	100

For more information, please contact a person in charge.

No.5635 10-P-0140_E (1/6)

Notes: This data represents examples of measured values, and not guaranteed values. They do not guarantee compatibility with the applications described in these documents. Please confirm compatibility with your application prior to use. We retain all rights, including copyrights, for the contents of these documents. Copying, reprinting and use for purposes other than originally intended are strictly prohibited without our prior expressed permission. Contact details are provided at the end of this document. Please do not hesitate to contact us for any inquiry.

Properties

● 180 degree peeling adhesion by substrates

Substrates	No.5635
ABS plate	16.0
Polystyrene plate	17.5
Acrylic plate	19.0
Polycarbonate plate	18.5
Glass plate	19.0
Stainless steel plate	19.0
Aluminum plate	16.0
Polyester film	19.0
Polyimide film	16.5

(Unit: N/20mm)

Backing: PET#25

Peeling speed: 300mm/min

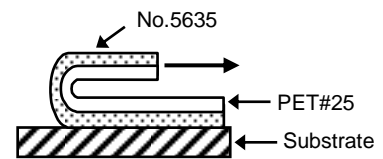
Peeling angle: 180 degree

Measurement condition: 23 degree C. x 50%RH

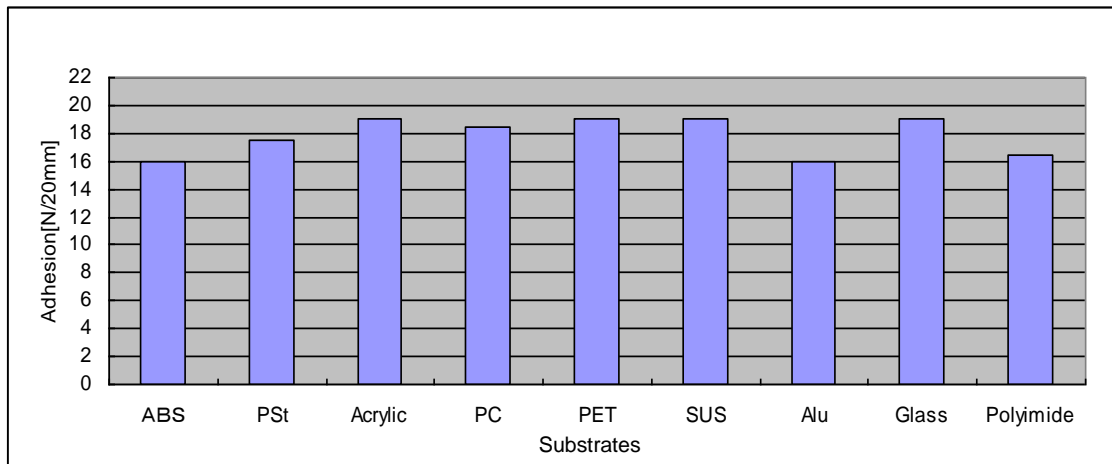
<Pressure application conditions>

* 1 pass back and forth with 2-kg roller

<Test method>



[Conforms to JIS Z-0237]



No.5635 10-P-0140_E (2/6)

Notes: This data represents examples of measured values, and not guaranteed values. They do not guarantee compatibility with the applications described in these documents. Please confirm compatibility with your application prior to use. We retain all rights, including copyrights, for the contents of these documents. Copying, reprinting and use for purposes other than originally intended are strictly prohibited without our prior expressed permission. Contact details are provided at the end of this document. Please do not hesitate to contact us for any inquiry.

Properties

● 180 degree peeling adhesion by temperatures

Temperatures	No.5635
0°C	20.3
10°C	19.6
23°C	19.0
40°C	17.1
60°C	15.5
80°C	13.9

(Unit: N/20mm)

Backing: PET#25

Peeling speed: 300mm/min

Peeling angle: 180 degree

Measurement temperature: 0, 10, 23, 40, 60, 80 degree C.

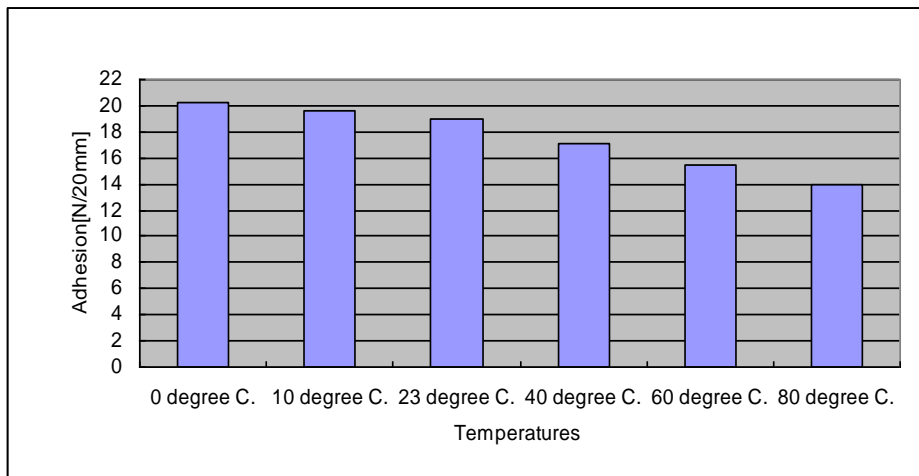
Application under various temperatures

→ Measurement under various temperatures

Substrate: Stainless steel plate

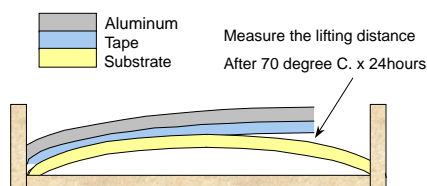
<Pressure application conditions>

* 1 pass back and forth with 2-kg roller



● Resistance to repulsion

	No.5635
Lifting distance	0.5



(Unit: mm)

To laminate No.5635 to aluminum plate (20mm width, 0.5mm) and peel the release liner. Then it is laminated to a substrate ABS. Measure the lifting distance after leave it for 24 hours at 70 degree C.

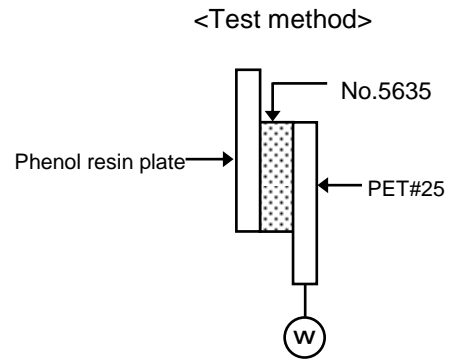
Notes: This data represents examples of measured values, and not guaranteed values. They do not guarantee compatibility with the applications described in these documents. Please confirm compatibility with your application prior to use. We retain all rights, including copyrights, for the contents of these documents. Copying, reprinting and use for purposes other than originally intended are strictly prohibited without our prior expressed permission. Contact details are provided at the end of this document. Please do not hesitate to contact us for any inquiry.

Properties

● Holding power

	No.5635
Slippage distance	0.4

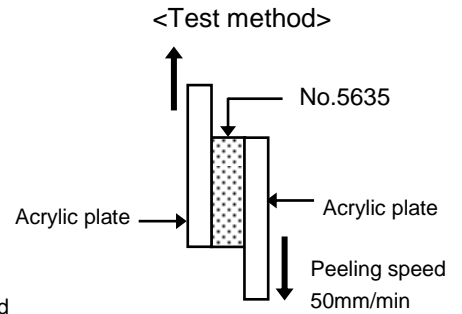
(Unit: mm/hr)
 Measurement temperature: 40 degree C.
 Application area: 10mm x 20mm
 Load: 4.9N (500g)
 Substrate: Phenol resin plate



● Shear strength

Temperature	No.5635
Shear strength	560

(Unit: N/20mm x 20mm)
 Substrate: Acrylic plate/Acrylic plate
 Tape area: 20mm x 20mm
 Peeling speed: 50mm/min
 Measurement condition: 23 degree C. x 50%RH
 * 1 pass back and forth with 5-kg roller
 Measurement method: A specimen is prepared and shear strength is measured after allowing it to set 30 minutes.

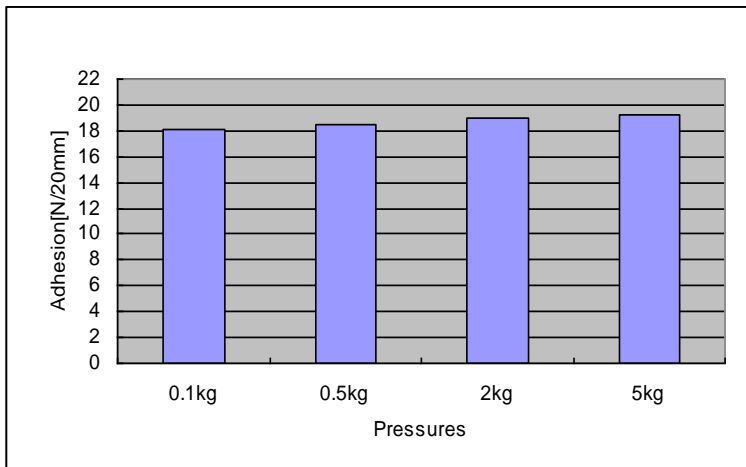


● 180 degree peeling adhesion by pressures

Pressures	No.5635
0.1 kg	16.3
0.5 kg	18.5
2 kg	19.0
5 kg	19.2

(Unit: N/20mm)
 Backing: PET#25
 Peeling speed: 300mm/min
 Peeling angle: 180 degree
 Measurement temperature: 23-degree C. x 50%RH

<Pressure application conditions>
 1 pass back and forth with 0.1kg, 0.5kg, 2kg, 5kg



No.5635 10-P-0140_E (4/6)

Notes: This data represents examples of measured values, and not guaranteed values. They do not guarantee compatibility with the applications described in these documents. Please confirm compatibility with your application prior to use. We retain all rights, including copyrights, for the contents of these documents. Copying, reprinting and use for purposes other than originally intended are strictly prohibited without our prior expressed permission. Contact details are provided at the end of this document. Please do not hesitate to contact us for any inquiry.

Properties

● 180 degree peeling adhesion after application (increase)

Time	No.5635
0.5hrs	19.0
4hrs	19.2
12hrs	19.3
24hrs	19.6
48hrs	19.9
72hrs	20.1

(Unit: N/20mm)

Backing: PET#25

Peeling speed: 300mm/min

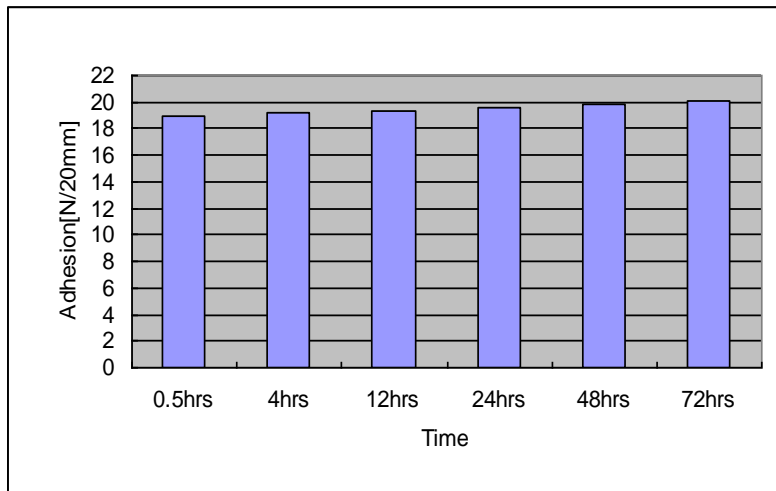
Peeling angle: 180 degree

Measurement temperature: 23 degree C. x50%RH

Substrate: Stainless steel plate

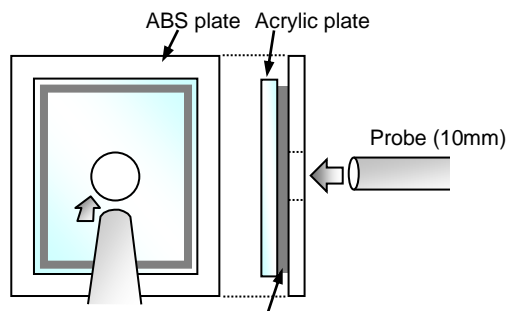
<Pressure application conditions>

1 pass back and forth with 2-kg roller



● Indentation adhesion

	No.5635
Indentation adhesion	115



No.5635

(Unit: N)

Acrylic plate: 30 mm x 40mm

Sample: 2mm width (a picture frame shaped)

Diameter of hole: 13mm

The tape sample applied to the acrylic plate is adhered ABS plate by 1 pass back and forth with 5kg.roller

After it left at 23 degree C. x 50% for 30 minutes, the acrylic plate is pushed through the hole with a probe 10mm at 5mm/min.

Notes: This data represents examples of measured values, and not guaranteed values. They do not guarantee compatibility with the applications described in these documents. Please confirm compatibility with your application prior to use. We retain all rights, including copyrights, for the contents of these documents. Copying, reprinting and use for purposes other than originally intended are strictly prohibited without our prior expressed permission. Contact details are provided at the end of this document. Please do not hesitate to contact us for any inquiry.

No.5635 10-P-0140_E (5/6)


Precautions when using

- Remove all oil, moisture and dirt from the surface of the substrate before applying.
- The tape employs pressure-sensitive adhesive. Be sure to apply pressure with a roller or press when applying. Failure to do so could affect properties or appearance.
- The tape may not adhere well to significantly uneven or distorted surfaces. Level off the surface as much as possible before applying.
- Avoid applying a large load to the tape for several hours following application.

Precautions when storing

- Be sure to keep the tape in its box when not using.
- Keep in a cool dark place not exposed to direct sunlight.

Safety precautions

 WARNING
<ul style="list-style-type: none">● Make sure the product is suitable for the application (objective and conditions) before attempting to use. The tape may come off depending on the substrate to or conditions under which it is applied.● Use in combination with another method of joining if there is possibility of an accident.

Published in March 2019

Notes: This data represents examples of measured values, and not guaranteed values. They do not guarantee compatibility with the applications described in these documents. Please confirm compatibility with your application prior to use. We retain all rights, including copyrights, for the contents of these documents. Copying, reprinting and use for purposes other than originally intended are strictly prohibited without our prior expressed permission. Contact details are provided at the end of this document. Please do not hesitate to contact us for any inquiry.